



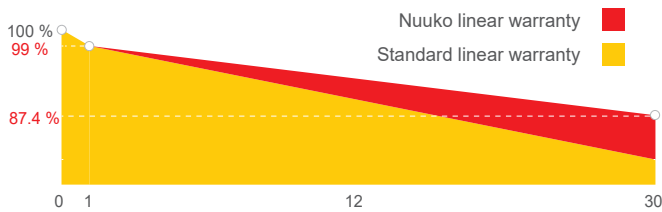
LIVE UP TO GOOD SUNSHINE

NKM-108 N-type (182mm Cell)

420-440 Watt

MONOFACIAL MODULE


Industry-leading Warranty based on nominal power



* 0.4% Annual Degradation over 30 Years

* 12 Year Product Warranty

* 30 Year Linear Power Warranty



Features



SMBB Technology

Better light trapping and current collection to improve module power output and reliability.



Hot 2.0 Technology

The N-type module with Hot 2.0 technology has better reliability and lower LID/LETID.



Excellent weak light performance

More power output in weak light condition, such as cloudy, morning and sunset



Extended wind and snow load tests

Module certified to withstand extreme wind (2400 Pascal) and snow loads (5400 Pascal) *



PID Resistance

Excellent Anti-PID performance guarantee via optimized mass-production process and materials control.

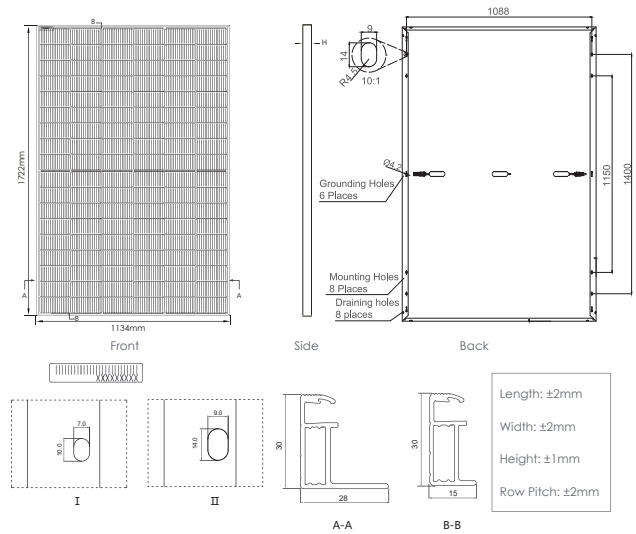


Lower LCOE

Higher bifaciality, higher power output and lower BOS cost

MECHANICAL SPECIFICATIONS

Cell Type	N TOPCon Monocrystalline
Cell Dimensions	182*182mm
Cell Arrangement	108 (9*12)
Weight	21.5kg
Module Dimensions	1722*1134*30mm
Cable Length	Portrait 300mm/Landscape 1200mm/Customized
Cable Cross Section Size	TUV: 4mm ² /UL: 12AWG
Front Glass	3.2mm AR Coating Tempered Glass
No. of Bypass Diodes	3/6
Packing Configuration (1)	36pcs/Pallet, 936pcs/40HQ
Frame	Anodized Aluminium Alloy
Junction Box	IP68



ELECTRICAL SPECIFICATIONS

Module Type	NKM420N-108M10		NKM425N-108M10		NKM430N-108M10		NKM435N-108M10		NKM440N-108M10	
	STC	NMOT	STC	NMOT	STC	NMOT	STC	NMOT	STC	NMOT
Rated output (Pmp/Wp)	420	318	425	322	430	325	435	330	440	334
Maximum Power Voltage(Vmpp/V)	31.9	29.9	32.1	30.1	32.3	30.3	32.5	30.5	32.7	30.7
Maximum Power Current(Imp/A)	13.17	10.62	13.24	10.67	13.32	10.74	13.39	10.82	13.46	10.88
Open Circuit Voltage(Voc/V)	37.9	36.2	38.1	36.4	38.3	36.6	38.4	36.8	38.6	37.0
Short Circuit Current(Isc/A)	13.98	11.27	14.05	11.33	14.12	11.38	14.18	11.44	14.25	11.49
Module efficiency(%)	21.5%		21.8%		22.0%		22.3%		22.5%	
Power Tolerance (W)	0~+5		0~+5		0~+5		0~+5		0~+5	

STC: Irradiance 1000W/m², Cell Temperature 25°C, Air Mass AM1.5 NMOT: Irradiance at 800W/m², Ambient Temperature 20°C, Air Mass AM1.5, Wind Speed 1m/s

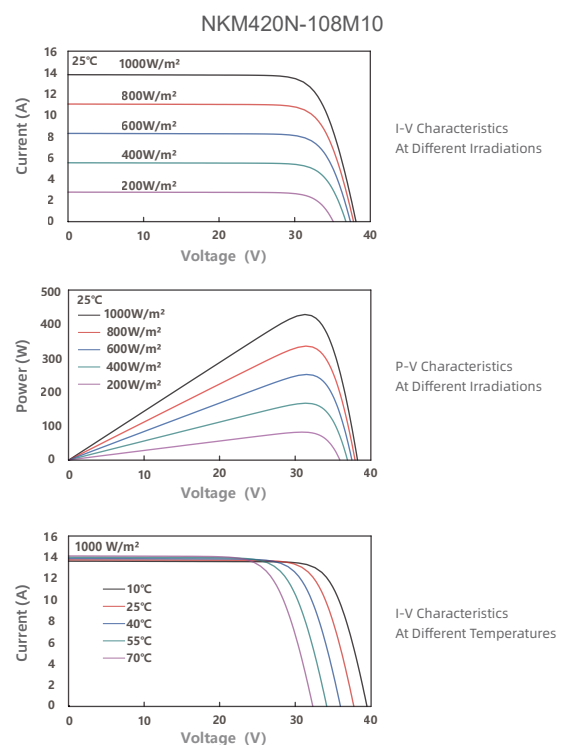
MAXIMUM RATINGS

Maximum System Voltage	1500V DC (IEC)
Operating Temperature	-40°C ~ +85°C
Maximum Series Fuse	30A
Static Loading	Snow Loading: 5400Pa/ Wind Loading: 2400Pa
Conductivity at Ground	≤0.1Ω
Safety Class	II
Resistance	≥100MΩ

TEMPERATURE CHARACTERISTICS

NMOT Temperature	42°C±2°C
Temperature Coefficient (Pmax)	-0.30%/°C
Temperature Coefficient (Voc)	-0.25%/°C
Temperature Coefficient (Isc)	0.045%/°C

CURVE & TEMPERATURE DEPENDENCE



Nuuko Power Co., Ltd.
Info@nuukopower.com