

Spirit Series


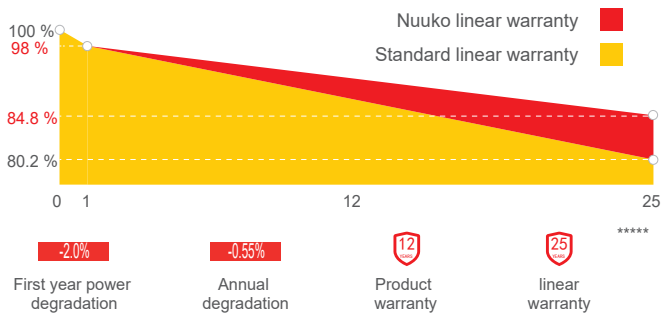
LIVE UP TO GOOD SUNSHINE

NKM-156 (182mm Cell)

570-590 Watt

BIFACIAL MODULE

Industry-leading Warranty based on nominal power



Features



High module conversion efficiency

Module efficiency up to 21.0% achieved through advanced cell technology and manufacturing process



Extended wind and snow load tests

Module certified to withstand extreme wind (3800 Pascal) and snow loads (5400 Pascal) *



Excellent weak light performance

More power output in weak light condition, such as cloudy, morning and sunset



Lower operating temperature

Lower operating temperature and temperature coefficient increases the power output



Nuuko current sorting process

Up to 2 % power loss caused by current mismatch could be diminished by current sorting technique to maximize system power output

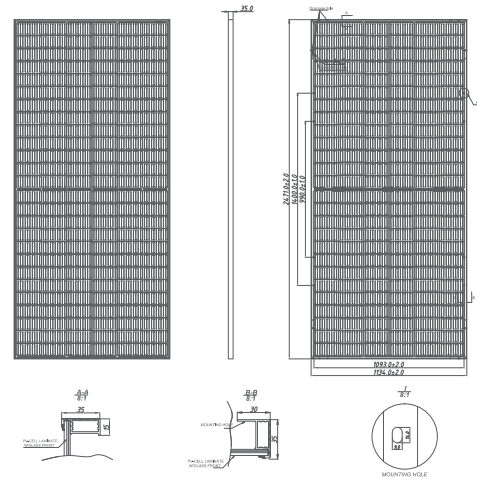


Withstanding harsh environment

Reliable quality leads to a better sustainability even in harsh environment like desert, farm and coastline

MECHANICAL SPECIFICATIONS

Cell Type	Monocrystalline
Cell Dimensions	182*182mm
Cell Arrangement	156 (6*26)
Weight	35kg (77.2lbs.)
Module Dimensions	2471*1134*35mm (97.28*44.65*1.38inches)
Cable Length	Portrait 300mm/Landscape 1200mm/Customized
Cable Cross Section Size	TUV: 4mm ² (0.006inches ²)/UL: 12AWG
Front Glass	2.0mm (0.08 inches) AR Coating Semi-tempered Glass
Back Glass	2.0mm (0.08 inches) Glazed Semi-tempered Glass
No. of Bypass Diodes	3/6
Packing Configuration (1)	31pcs/carton, 558pcs/40hq
Frame	Anodized Aluminium Alloy
Junction Box	IP68



ELECTRICAL SPECIFICATIONS

Module Type	NKM570-156M10		NKM575-156M10		NKM580-156M10		NKM585-156M10		NKM590-156M10	
	STC	NMOT	STC	NMOT	STC	NMOT	STC	NMOT	STC	NMOT
Rated output (Pmp/Wp)	570	420	575	424	580	427	585	431	590	435
Maximum Power Voltage(Vmpp/V)	45.1	41.9	45.2	42.0	45.3	42.1	45.4	42.2	45.5	42.3
Maximum Power Current(Imp/A)	12.65	10.03	12.73	10.10	12.81	10.16	12.89	10.22	12.97	10.28
Open Circuit Voltage(Voc/V)	53.5	50.0	53.6	50.1	53.7	50.2	53.8	50.3	53.9	50.4
Short Circuit Current(Isc/A)	13.38	10.79	13.46	10.85	13.54	10.91	13.62	10.98	13.70	11.04
Module efficiency(%)	20.1%		20.3%		20.5%		20.7%		21.0%	
Power Tolerance (W)	0~+5		0~+5		0~+5		0~+5		0~+5	

STC: Irradiance 1000W/m², Cell Temperature 25°C, Air Mass AM1.5 NMOT: Irradiance at 800W/m², Ambient Temperature 20°C, Air Mass AM1.5, Wind Speed 1m/s

Electrical characteristics with different rear side power gain (refer to 580W front)

	609	638	667	696	725
Pmax/W					
Vmpp/V	45.3	45.3	45.3	45.3	45.3
Imp/A	13.45	14.09	14.73	15.37	16.01
Voc/V	53.7	53.7	53.7	53.7	53.7
Isc/A	14.22	14.89	15.57	16.25	16.93
Pmax gain	5%	10%	15%	20%	25%

MAXIMUM RATINGS

Maximum System Voltage	1500V DC (IEC)
Operating Temperature	-40°C ~ +85°C
Maximum Series Fuse	30A
Static Loading	Snow Loading: 5400Pa/ Wind Loading: 2400Pa
Conductivity at Ground	≤0.1Ω
Safety Class	II
Resistance	≥100MΩ
Connector	T01/LJQ-3-CSY/MC4/MC4-EVO2
Backside Output Ratio*	70% ± 5%

*Under STC: Backside Output Ratio = Pmax(rear)/Pmax(front)

TEMPERATURE CHARACTERISTICS

NMOT Temperature	43°C±2°C
Temperature Coefficient (Pmax)	-0.36%/°C
Temperature Coefficient (Voc)	-0.26%/°C
Temperature Coefficient (Isc)	0.043%/°C

CURVE & TEMPERATURE DEPENDENC

