



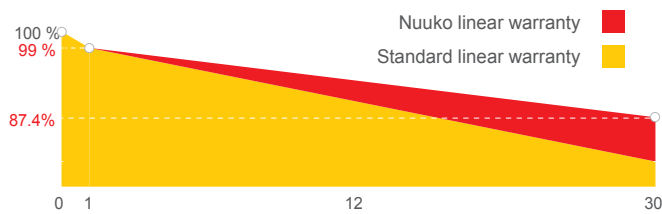
LIVE UP TO GOOD SUNSHINE

NKM-156 N-type (182mm Cell)


610-635 Watt

BIFACIAL MODULE

Industry-leading Warranty based on nominal power



- * 0.4% Annual Degradation over 30 Years
- * 12 Year Product Warranty
- * 30 Year Linear Power Warranty



Features



SMBB Technology

Better light trapping and current collection to improve module power output and reliability.



Hot 2.0 Technology

The N-type module with Hot 2.0 technology has better reliability and lower LID/LETID.



Excellent weak light performance

More power output in weak light condition, such as cloudy, morning and sunset



Extended wind and snow load tests

Module certified to withstand extreme wind (2400 Pascal) and snow loads (5400 Pascal) *



PID Resistance

Excellent Anti-PID performance guarantee via optimized mass-production process and materials control.

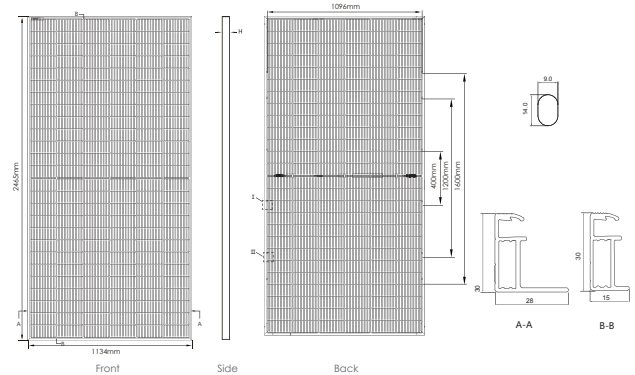


Lower LCOE

Higher bifaciality, higher power output and lower BOS cost

MECHANICAL SPECIFICATIONS

Cell Type	N type Mono-crystalline
Cell Dimensions	182*182mm
Cell Arrangement	156 (6*26)
Weight	34.5KG
Module Dimensions	2465*1134*30mm
Cables	4.0mm ² (+): 300mm , (-): 300mm or Customized Length
Front Glass	2.0mm, Anti-Reflection Coating
Back Glass	2.0mm, Heat Strengthened Glass
No. of Bypass Diodes	3/6
Packing Configuration	36pcs/pallet, 576pcs/40HQ
Frame	Anodized Aluminium Alloy
Junction Box	IP68



ELECTRICAL SPECIFICATIONS

Module Type	NKM610N-156BDM10		NKM615N-156BDM10		NKM620N-156BDM10		NKM625N-156BDM10		NKM630N-156BDM10		NKM635N-156BDM10	
	STC	NMOT	STC	NMOT	STC	NMOT	STC	NMOT	STC	NMOT	STC	NMOT
Rated output (Pmp/Wp)	610	459	615	462	620	466	625	470	630	474	635	477
Maximum Power Voltage(Vmpp/V)	45.60	42.35	45.75	42.46	45.90	42.57	46.05	42.68	46.20	42.79	46.35	42.90
Maximum Power Current(Imp/A)	13.38	10.83	13.45	10.89	13.51	10.95	13.58	11.01	13.64	11.07	13.70	11.13
Open Circuit Voltage(Voc/V)	55.30	52.53	55.45	52.67	55.56	52.80	55.75	52.93	55.90	53.06	56.05	53.19
Short Circuit Current(Isc/A)	14.03	11.33	14.11	11.39	14.19	11.45	14.27	11.51	14.35	11.57	14.43	11.63
Module efficiency(%)	21.8%		22.0%		22.2%		22.4%		22.5%		22.7%	
Power Tolerance (W)	0~+5		0~+5		0~+5		0~+5		0~+5		0~+5	

STC: Irradiance 1000W/m², Cell Temperature 25°C, Air Mass AM1.5 NMOT: Irradiance at 800W/m², Ambient Temperature 20°C, Air Mass AM1.5, Wind Speed 1m/s

Electrical Characteristics with Different Rearside Power Gain (Reference to 620 W Front)

Pmax/W	651	682	713	744	775
Vmpp/V	45.9	45.9	45.9	45.9	45.9
Imp/A	14.19	14.86	15.54	16.21	16.89
Voc/V	55.56	55.56	55.56	55.56	55.56
Isc/A	14.90	15.61	16.32	17.0	17.74
Pmax gain	5%	10%	15%	20%	25%

MAXIMUM RATINGS

Maximum System Voltage	1500V DC (IEC)
Operating Temperature	-40°C ~ +85°C
Maximum Series Fuse	30A
Static Loading	Snow Loading: 5400Pa/ Wind Loading: 2400Pa
Conductivity at Ground	≤0.1Ω
Safety Class	II
Resistance	≥100MΩ
Refer. Bifacial Factor	80% ± 5%

TEMPERATURE CHARACTERISTICS

NMOT Temperature	45°C±2°C
Temperature Coefficient (Pmax)	-0.30%/°C
Temperature Coefficient (Voc)	-0.25%/°C
Temperature Coefficient (Isc)	0.046%/°C

CURVE & TEMPERATURE DEPENDENC

